



DCCS Technology Training

Moodle

Online Classroom Management

Jonathan Hudnall



New Course

✓ Login to Moodle (moodle.decaturo.k12.in.us)

✓ Choose subject

✓ Select 'Add a new course'

If this is not an option please request by email:

Jonathan jhudnall@decaturo.k12.in.us

Cory cohill@decaturo.k12.in.us

moodle New Course Settings

Common settings to select (most will be left default) :

Format: For most purposes, the “Topics” format works best.

Hidden sections: When adding content to your main course page, you have the option to make sections invisible to students.

Enrollment Key: Give students this key and they can enroll into your course.


moodle Course Page









Activity Modules


- Add an activity...
- Assignments*
 - Advanced uploading of files
 - Online text
 - Upload a single file
 - Offline activity
- Chat
- Choice
- Database
- Forum
- Glossary
- Lesson
- Quiz
- SCORM/AICC
- Survey
- Wiki
- Workshop

Resources

- Add a resource...
- Add a resource...
- Insert a label
- Compose a text page
- Compose a web page
- Link to a file or web site
- Display a directory
- Add an IMS Content Package

 **Icons**

-  Open / Show Item
-  Close / Hide Item
-  Make Current Topic
-  Delete / Remove
-  Indent / Shift Right
-  Help
-  Move Up / Down
-  Move Here

 **Demonstration**

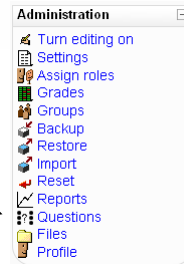
1. Look at a current course.
2. Look at setting up a new course.

Exporting Test from ExamView

1. Create test in Examview
2. Go to: File / Export / Blackboard 6.0-7.0

Importing Test to Moodle

1. Select 'Questions' on left in Moodle
2. Select 'Categories' & create category
3. Select 'Import' tab
 1. Import as 'Blackboard V6+'
 2. Browse for '.zip' test folder
 3. Select 'Upload this file'



http://docs.moodle.org/en/Teaching_FAQ